

**TOP SECRET**

## The Wee.Bot Situation

Covered in this report:

Observations and technical information regarding the  
"wee robots" identified as Models: SI507, SI598, SI590.  
(aka. Twirple, Ziggle, Twizzer, Bop and Zop.)

Distribution: Need To Know

Author: Classified

**SHARPER IMAGE DESIGN™**

*Dear Customer,*

*Thank you for your purchase of a Sharper Image Design™ product. You have received a quality product, backed by a one-year warranty. Your satisfaction as a Sharper Image customer means everything to us. We look forward to serving you now and in the future.*

*Hundreds of other affordable, fun, and useful products are available through The Sharper Image® Catalog, retail stores, and Internet Catalog. To receive a copy of our catalog or for the address of the store nearest you, please call our toll-free number 1-800-344-4444.*

*Enjoy your purchase!*

*Richard*

*Richard Thalheimer  
Founder and Chairman*

**sharperimage.com**

Shop our complete Internet catalog.  
Online ordering is protected by  
Secure Sockets Layer technology.

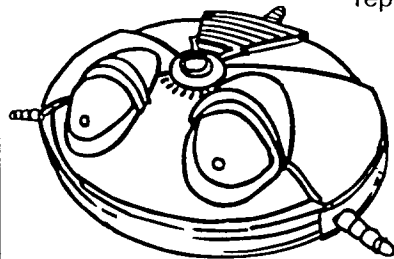
Overview:

In 1998 the Earth was invaded by a non-hostile force of alien robots. Subsequent research uncovered information as to their origin. This report will disclose the main details of the origins, and discuss the newest wave of the Wee.Bot invasion coded named: Wee.Bot 2000 and PeeWee.Bot, both units first sighted at years end 1999. (No link to issues concerning Y2K have been established to date.)

History:

In an unknown corner of the universe, lonely alien colonists developed and manufactured an "electronic pet" that could be cared for without requirement of standard food sources. They developed a pet that could exist on the planet's rich atmosphere of nitrogen, alkaline and oxygen. The pet became a beloved member of the society but in time their numbers grew to a level which began to burden the aliens not for resources, but for physical space.

Crude illustration of original Wee.Bot as first reported by American and British tabloid press.



A plan was adopted to send Wee.Bot ambassadors to every corner of the universe, pronouncing the colonists goodwill toward their neighbors (and decreasing the alarming surplus population of the cute little creatures). Most of the tiny explorers simply landed on empty planets or other bodies in space. Some, like those that arrived on earth in 1998, found inhabited planets and were likely welcomed by the population of the planet.

It is now believed that one such group of Wee.Bot explorers became marooned on an asteroid that was not inhabited, but did contain an atmosphere similar to the original home planet of the Wee.Bot population. Although they were extremely lonely (a Wee.Bot requires large amounts of affection), the asteroid Wee.Bots were able to survive and even thrive to some degree. (Some changes in appearance and abilities developed and are detailed later in this report.)

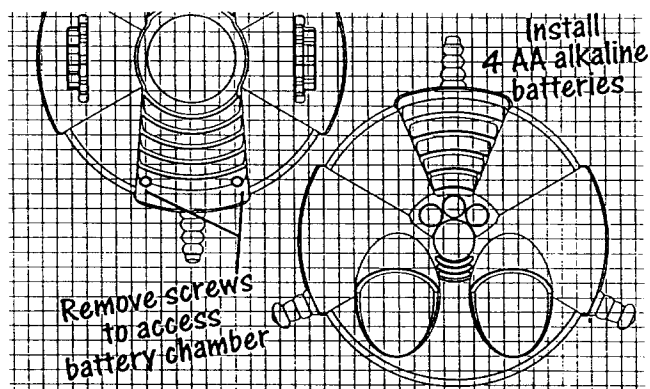
Through a highly-developed form of communication, the original Wee.Bot visitors broadcast a message to the other Wee.Bots of the universe and of their home planet. The message gave a description of their new home, the "humans" that they had adopted, and a signal beacon for lost Wee.Bots to follow.

As the Wee.Bot asteroid passed close to the earth's solar system, the stranded Wee.Bots were able to receive the signal beacon. The lonely Wee.Bots immediately launched a team of explorers toward the beacon. It has now become evident that they were successful in following the signal and have landed on our planet.

This report will first discuss the Wee.Bot 2000 unit, popularly dubbed the "grown-up unit" because of its observed ability to communicate commands to the PeeWee.Bot units.

#### ALKALINE BATTERY SUPPLEMENT

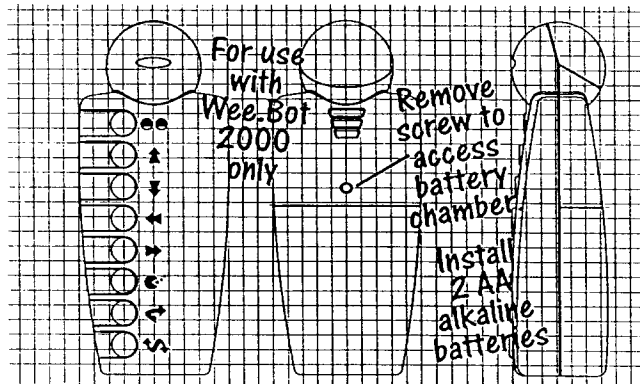
The Wee.Bot has adapted to our atmosphere by developing a separate chamber (or compartment) that will draw on the alkaline provided by 4 AA alkaline batteries installed with the correct polarity (see diagram inside battery chamber). This, combined with air from our [earth's] atmosphere is all that the Wee.Bot requires in the way of nutrition.



Special Note: A switch has recently been discovered inside the battery chamber of the Wee.Bot 2000 units. The switch position can be changed and a standard "reset" performed to alter the audio pitch of the unit. The purpose for this is yet unknown. (Reset procedure is described later in this text.)

## TRANSLATOR BATTERY REQUIREMENTS

If a translator is to be used to communicate with the Wee.Bot 2000 unit (highly recommended), 2 AA alkaline batteries must be installed into the translator before use.



The translator was developed to communicate with the Wee.Bot 2000 using a physical "pressing" action on one of eight buttons. The translator converts the mechanical action into a series of inaudible pulsing waves, which are understood by the Wee.Bot 2000 as one of the several million languages in its database. (Unfortunately none of its other languages are yet spoken or understood on earth.)

The translator can only be used to communicate with the Wee.Bot 2000. The young developing PeeWee.Bot has less than a two hundred thousand language database and can only understand commands from the grown-up Wee.Bot 2000.

## ON BOARD CONTROLS

Directly attached to Wee.Bot 2000  
there are three controls:

ON/OFF

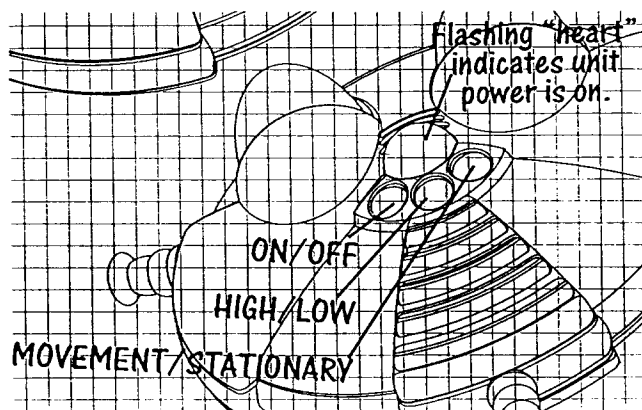
HIGH/LOW (volume)

MOVEMENT/STATIONARY.

Press and release ON/OFF switch to toggle unit on or off.  
When the unit is "Off" it is totally disabled.

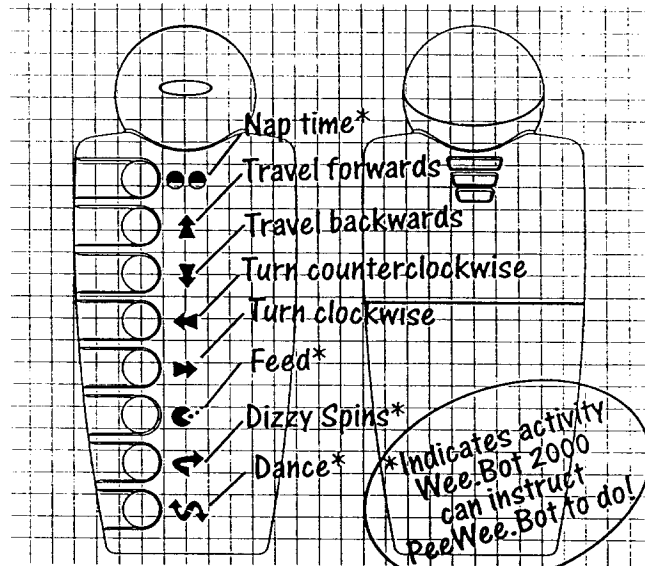
Press and release the HIGH/LOW button to toggle  
between the two volume options. Low volume is highly  
recommended for human families with adults.

Press and release MOVEMENT/STATIONARY button  
to toggle between the two activity modes. When the unit is  
"stationary" it is unable to move about.



## TRANSLATOR CONTROLS

The translator can be used to communicate directly to a Wee.Bot 2000 unit. There are a four basic functions that can be performed by both Wee.Bot 2000 units and PeeWee units. Only a Wee.Bot 2000 can command a PeeWee.Bot to perform these functions. (Approximate 3 foot range.)



It is only necessary to press and release a command button once. Any new button press will stop the action from the previous command.



## SLEEP AND NAP REQUIREMENTS

Wee.Bots love to sleep and if not kept entertained by play, it will use the opportunity to take a nap. Once a Wee.Bot becomes tired from too much play (about ten minutes), it will demand a nap. In this case any attempt to exercise a Wee.Bot will result in nothing more than a grumpy attitude and very little activity. After a ten minute nap the Wee.Bot will be refreshed and ready for play.

As a Wee.Bot goes to sleep it will often snore in a very annoying manner. The snoring will eventually stop as the Wee.Bot drifts into a deeper sleep. This snoring can be silenced by manually placing the Wee.Bot into deep sleep by pressing the appropriate power button for your model.

If a Wee.Bot 2000 is allowed to sleep in excess of 30 minutes it will enter a state of deep sleep. The is also true for a PeeWee.Bot after 10 minutes. Once in deep sleep a Wee.Bot will no longer respond to commands or any other interaction until it has been reactivated by pressing its power button.

## AFFECTION

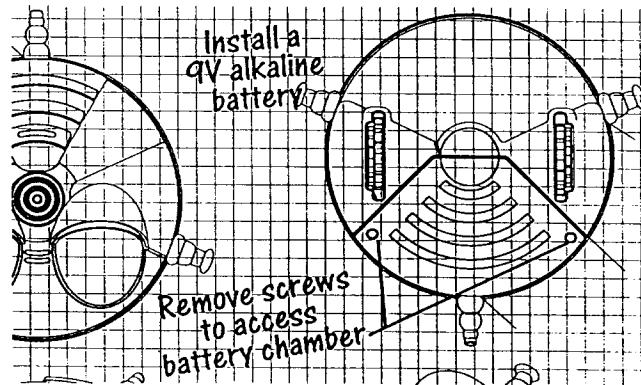
Wee.Bots love humans, and all Wee.Bots respond to strokes and scratches from their adopted caregivers. Scratch them on their back (especially near the "nose" area). Turn them upside-down and tickle their tummy. Eventually you will get a very happy response from them. Unlike many of earth's wild animals, it is perfectly safe to pick up, stroke and play with a PeeWee.Bot even if it is alone in its "nest".

### THE LITTLEST WEE.BOT

It is widely accepted that the PeeWee.Bot is the juvenile form of the Wee.Bot 2000. Since there has yet to be a PeeWee.Bot that has reached the stage of maturity, this theory cannot be confirmed. It is unknown how long such a transformation would take, if it happens at all. The PeeWee.Bot will accept and obey certain commands from a Wee.Bot 2000 (acting on your orders). The units must be within 3 feet of each other to communicate.

### ALKALINE BATTERY SUPPLEMENT

The PeeWee.Bot has adapted to our earth atmosphere by developing a separate chamber (or compartment) that will draw on the alkaline provided by a 9V alkaline battery. The PeeWee.Bot will supplement the alkaline with fresh air if it is instructed to do so by a Wee.Bot 2000 unit.



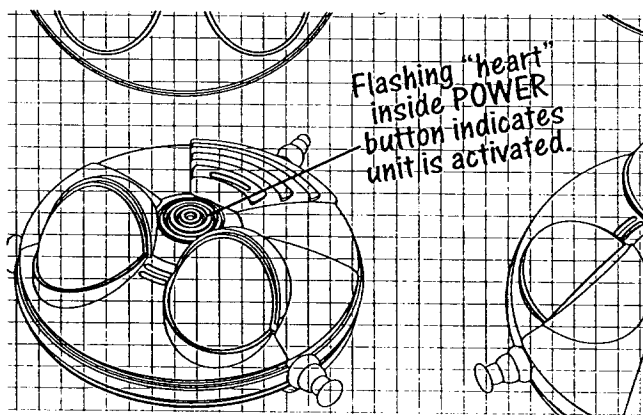
## POWER CONTROL

Press and release ON/OFF switch to toggle unit on or off. When the unit is "Off" it is totally disabled.

A PeeWee.Bot will not wander from its "nesting" area. It will be content to observe its human caregiver, and interact to any affection it is given in the form of strokes or scratching.

If it does not receive attention from a human caregiver or a Wee.Bot 2000, the PeeWee.Bot will chatter to itself until it becomes tired and drifts to sleep. PeeWee.Bots will be more animated when they first wake (by pressing the power button).

Sleep and requirements for affection are discussed on previous pages of this report. It is important that caregivers respect the need for affection with all Wee.Bots, but it is very important to do so with the PeeWee.Bot.



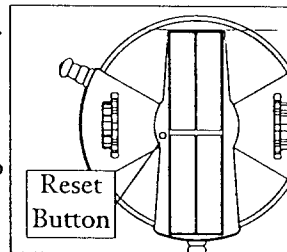
### RESET PROCEDURE:

If you change the audio pitch of a Wee.Bot 2000 or in the event that any Wee.Bot does not respond properly, it will be necessary to reset the unit with the following procedure:

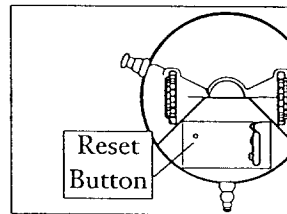
Open the battery compartment.

Remove the battery/batteries.

Locate the reset button  
(recessed in a small hole next to  
the battery slots).



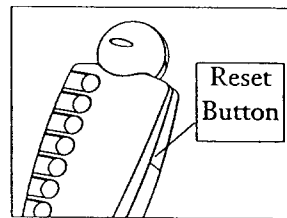
Press and hold the reset button  
for 3 seconds using the tip of a  
thin object such as an unbend  
paper clip.



In the event that your translator does not operate:

Locate the reset button (on the  
side of the unit near the center).

Press and hold the reset button  
using the tip of a small object  
such as an unbent paper clip.



#### IMPORTANT INFORMATION:

- Batteries should only be installed, removed, or exchanged by an adult.
- Non-rechargeable batteries are not to be recharged.
- Rechargeable batteries must be removed from the toy before being charged.
- Rechargeable batteries are only to be recharged under adult supervision.
- Only batteries of the same or equivalent type are to be used.
- Batteries are to be inserted with the correct polarity.
- Exhausted batteries are to be removed from the toy.
- The supply terminals (battery contacts) are not to be short circuited.

**WARNING:**  
CHOKING HAZARD - Small parts.  
Not for children under 3 years.

## WARRANTY

We warrant to the original user that this product shall be free from all defects in material or workmanship for one year from the date of purchase. This warranty does not apply to any product which has been subject to abuse, misuse, negligence or accident, nor does it apply to any batteries which may be supplied with the product. Defects caused by tampering, unauthorized alterations or repairs are not covered by this warranty. We may elect to replace the entire unit, at no extra cost to you, with the same model or a similar model rather than repair it.

If a defect covered by this warranty should occur, return the product along with proof of purchase, a check or money order for \$5.00 to cover shipping and handling, and a brief explanation of the problem to:

The Sharper Image  
Attn: Return Department  
2112 East 145th Street  
Little Rock, AR 72206

We have found through experience that if a product uses batteries, many of the problems thought to be product defects are simply caused by weak batteries. To avoid inconvenience, we encourage you to try replacement batteries before you return the product. Please feel free to call our customer service representatives at 1-800-344-5555 with any questions.

This warranty gives you specific legal rights, and you may have other legal rights that vary from state to state.

Copyright 1999  
Sharper Image Corporation  
650 Davis St., San Francisco, CA 94111

PRINTED IN HONG KONG

**TOP SECRET**

## The Wee.Bot Situation

Covered in this report:

Observations and technical information regarding the  
“wee robots” identified as Models: SI507, SI598, SI590.  
(aka. Twirple, Ziggle, Twizzer, Bop and Zop.)

Distribution: Need To Know

Author: Classified

**SHARPER IMAGE DESIGN™**

*Dear Customer,*

*Thank you for your purchase of a Sharper Image Design™ product. You have received a quality product, backed by a one-year warranty. Your satisfaction as a Sharper Image customer means everything to us. We look forward to serving you now and in the future.*

*Hundreds of other affordable, fun, and useful products are available through The Sharper Image® Catalog, retail stores, and Internet Catalog. To receive a copy of our catalog or for the address of the store nearest you, please call our toll-free number 1-800-344-4444.*

*Enjoy your purchase!*

*Richard*

*Richard Thalheimer  
Founder and Chairman*

**sharperimage.com**

Shop our complete Internet catalog.

Online ordering is protected by

Secure Sockets Layer technology.



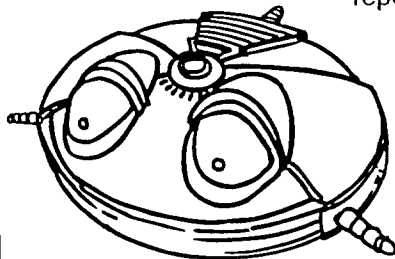
Overview:

In 1998 the Earth was invaded by a non-hostile force of alien robots. Subsequent research uncovered information as to their origin. This report will disclose the main details of the origins, and discuss the newest wave of the Wee.Bot invasion coded named: Wee.Bot 2000 and PeeWee.Bot, both units first sighted at years end 1999. (No link to issues concerning Y2K have been established to date.)

History:

In an unknown corner of the universe, lonely alien colonists developed and manufactured an "electronic pet" that could be cared for without requirement of standard food sources. They developed a pet that could exist on the planet's rich atmosphere of nitrogen, alkaline and oxygen. The pet became a beloved member of the society but in time their numbers grew to a level which began to burden the aliens not for resources, but for physical space.

Crude illustration of original Wee.Bot as first reported by American and British tabloid press.



A plan was adopted to send Wee.Bot ambassadors to every corner of the universe, pronouncing the colonists goodwill toward their neighbors (and decreasing the alarming surplus population of the cute little creatures). Most of the tiny explorers simply landed on empty planets or other bodies in space. Some, like those that arrived on earth in 1998, found inhabited planets and were likely welcomed by the population of the planet.

It is now believed that one such group of Wee.Bot explorers became marooned on an asteroid that was not inhabited, but did contain an atmosphere similar to the original home planet of the Wee.Bot population. Although they were extremely lonely (a Wee.Bot requires large amounts of affection), the asteroid Wee.Bots were able to survive and even thrive to some degree. (Some changes in appearance and abilities developed and are detailed later in this report.)

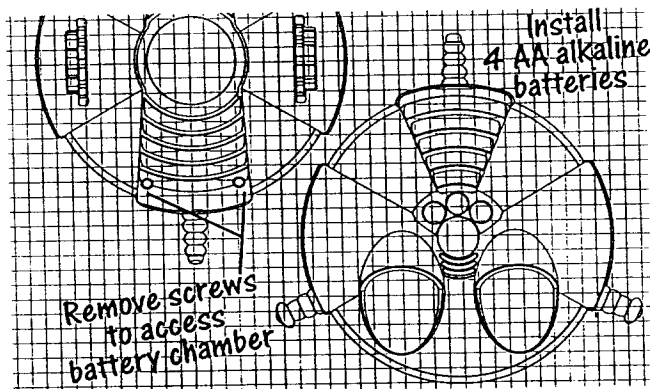
Through a highly-developed form of communication, the original Wee.Bot visitors broadcast a message to the other Wee.Bots of the universe and of their home planet. The message gave a description of their new home, the "humans" that they had adopted, and a signal beacon for lost Wee.Bots to follow.

As the Wee.Bot asteroid passed close to the earth's solar system, the stranded Wee.Bots were able to receive the signal beacon. The lonely Wee.Bots immediately launched a team of explorers toward the beacon. It has now become evident that they were successful in following the signal and have landed on our planet.

This report will first discuss the Wee.Bot 2000 unit, popularly dubbed the "grown-up unit" because of its observed ability to communicate commands to the PeeWee.Bot units.

#### ALKALINE BATTERY SUPPLEMENT

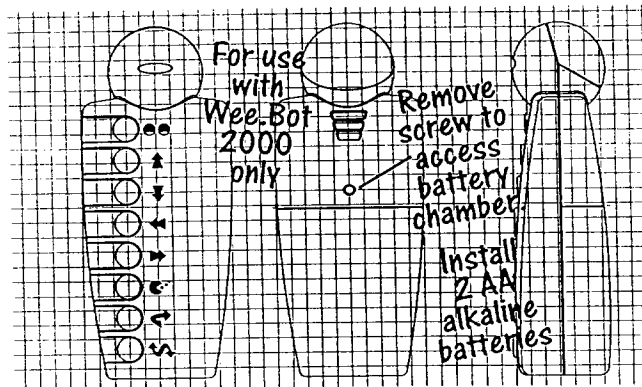
The Wee.Bot has adapted to our atmosphere by developing a separate chamber (or compartment) that will draw on the alkaline provided by 4 AA alkaline batteries installed with the correct polarity (see diagram inside battery chamber). This, combined with air from our [earth's] atmosphere is all that the Wee.Bot requires in the way of nutrition.



Special Note: A switch has recently been discovered inside the battery chamber of the Wee.Bot 2000 units. The switch position can be changed and a standard "reset" performed to alter the audio pitch of the unit. The purpose for this is yet unknown. (Reset procedure is described later in this text.)

## TRANSLATOR BATTERY REQUIREMENTS

If a translator is to be used to communicate with the Wee.Bot 2000 unit (highly recommended), 2 AA alkaline batteries must be installed into the translator before use.



The translator was developed to communicate with the Wee.Bot 2000 using a physical “pressing” action on one of eight buttons. The translator converts the mechanical action into a series of inaudible pulsing waves, which are understood by the Wee.Bot 2000 as one of the several million languages in its database. (Unfortunately none of its other languages are yet spoken or understood on earth.)

The translator can only be used to communicate with the Wee.Bot 2000. The young developing PeeWee.Bot has less than a two hundred thousand language database and can only understand commands from the grown-up Wee.Bot 2000.

## ON BOARD CONTROLS

Directly attached to Wee.Bot 2000  
there are three controls:

ON/OFF

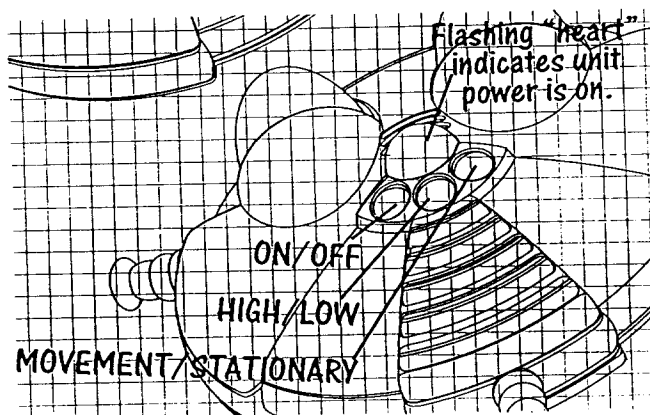
HIGH/LOW (volume)

MOVEMENT/STATIONARY.

Press and release ON/OFF switch to toggle unit on or off.  
When the unit is "Off" it is totally disabled.

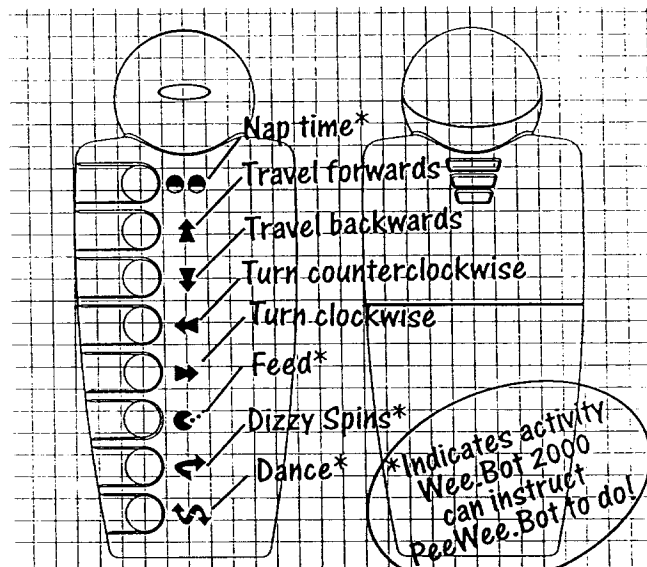
Press and release the HIGH/LOW button to toggle  
between the two volume options. Low volume is highly  
recommended for human families with adults.

Press and release MOVEMENT/STATIONARY button  
to toggle between the two activity modes. When the unit is  
"stationary" it is unable to move about.



## TRANSLATOR CONTROLS

The translator can be used to communicate directly to a Wee.Bot 2000 unit. There are a four basic functions that can be performed by both Wee.Bot 2000 units and PeeWee units. Only a Wee.Bot 2000 can command a PeeWee.Bot to perform these functions. (Approximate 3 foot range.)



It is only necessary to press and release a command button once. Any new button press will stop the action from the previous command.

## SLEEP AND NAP REQUIREMENTS

Wee.Bots love to sleep and if not kept entertained by play, it will use the opportunity to take a nap. Once a Wee.Bot becomes tired from too much play (about ten minutes), it will demand a nap. In this case any attempt to exercise a Wee.Bot will result in nothing more than a grumpy attitude and very little activity. After a ten minute nap the Wee.Bot will be refreshed and ready for play.

As a Wee.Bot goes to sleep it will often snore in a very annoying manner. The snoring will eventually stop as the Wee.Bot drifts into a deeper sleep. This snoring can be silenced by manually placing the Wee.Bot into deep sleep by pressing the appropriate power button for your model.

If a Wee.Bot 2000 is allowed to sleep in excess of 30 minutes it will enter a state of deep sleep. The is also true for a PeeWee.Bot after 10 minutes. Once in deep sleep a Wee.Bot will no longer respond to commands or any other interaction until it has been reactivated by pressing its power button.

## AFFECTION

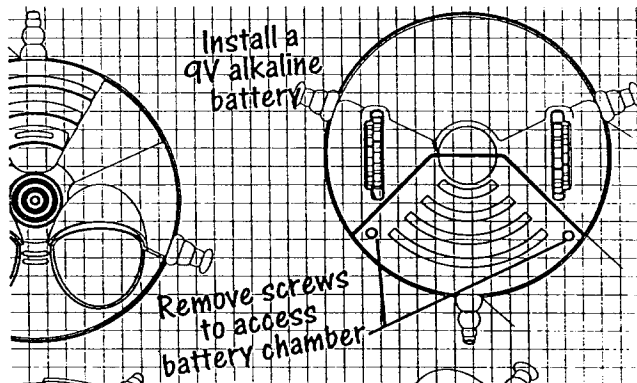
Wee.Bots love humans, and all Wee.Bots respond to strokes and scratches from their adopted caregivers. Scratch them on their back (especially near the “nose” area). Turn them upside-down and tickle their tummy. Eventually you will get a very happy response from them. Unlike many of earth’s wild animals, it is perfectly safe to pick up, stroke and play with a PeeWee.Bot even if it is alone in its “nest”.

### THE LITTLEST WEE.BOT

It is widely accepted that the PeeWee.Bot is the juvenile form of the Wee.Bot 2000. Since there has yet to be a PeeWee.Bot that has reached the stage of maturity, this theory cannot be confirmed. It is unknown how long such a transformation would take, if it happens at all. The PeeWee.Bot will accept and obey certain commands from a Wee.Bot 2000 (acting on your orders). The units must be within 3 feet of each other to communicate.

### ALKALINE BATTERY SUPPLEMENT

The PeeWee.Bot has adapted to our earth atmosphere by developing a separate chamber (or compartment) that will draw on the alkaline provided by a 9V alkaline battery. The PeeWee.Bot will supplement the alkaline with fresh air if it is instructed to do so by a Wee.Bot 2000 unit.





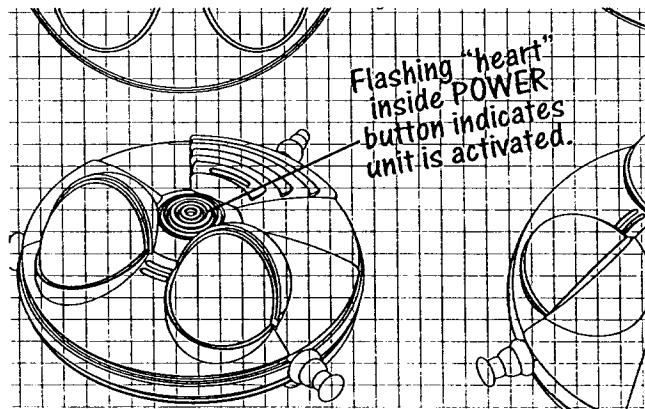
## POWER CONTROL

Press and release ON/OFF switch to toggle unit on or off. When the unit is "Off" it is totally disabled.

A PeeWee.Bot will not wander from its "nesting" area. It will be content to observe its human caregiver, and interact to any affection it is given in the form of strokes or scratching.

If it does not receive attention from a human caregiver or a Wee.Bot 2000, the PeeWee.Bot will chatter to itself until it becomes tired and drifts to sleep. PeeWee.Bots will be more animated when they first wake (by pressing the power button).

Sleep and requirements for affection are discussed on previous pages of this report. It is important that caregivers respect the need for affection with all Wee.Bots, but it is very important to do so with the PeeWee.Bot.



### RESET PROCEDURE:

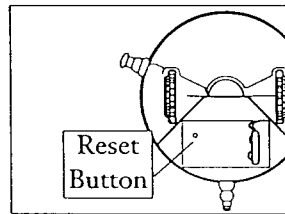
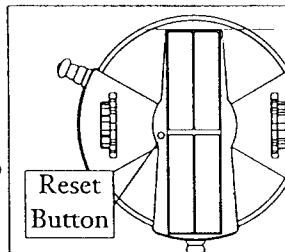
If you change the audio pitch of a Wee.Bot 2000 or in the event that any Wee.Bot does not respond properly, it will be necessary to reset the unit with the following procedure:

Open the battery compartment.

Remove the battery/batteries.

Locate the reset button  
(recessed in a small hole next to  
the battery slots).

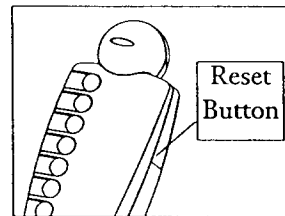
Press and hold the reset button  
for 3 seconds using the tip of a  
thin object such as an unbend  
paper clip.



In the event that your translator does not operate:

Locate the reset button (on the  
side of the unit near the center).

Press and hold the reset button  
using the tip of a small object  
such as an unbent paper clip.



**IMPORTANT INFORMATION:**

- Batteries should only be installed, removed, or exchanged by an adult.
- Non-rechargeable batteries are not to be recharged.
- Rechargeable batteries must be removed from the toy before being charged.
- Rechargeable batteries are only to be recharged under adult supervision.
- Only batteries of the same or equivalent type are to be used.
- Batteries are to be inserted with the correct polarity.
- Exhausted batteries are to be removed from the toy.
- The supply terminals (battery contacts) are not to be short circuited.

**WARNING:**  
CHOKING HAZARD - Small parts.  
Not for children under 3 years.

## WARRANTY

We warrant to the original user that this product shall be free from all defects in material or workmanship for one year from the date of purchase. This warranty does not apply to any product which has been subject to abuse, misuse, negligence or accident, nor does it apply to any batteries which may be supplied with the product. Defects caused by tampering, unauthorized alterations or repairs are not covered by this warranty. We may elect to replace the entire unit, at no extra cost to you, with the same model or a similar model rather than repair it.

If a defect covered by this warranty should occur, return the product along with proof of purchase, a check or money order for \$5.00 to cover shipping and handling, and a brief explanation of the problem to:

The Sharper Image  
Attn: Return Department  
2112 East 145th Street  
Little Rock, AR 72206

We have found through experience that if a product uses batteries, many of the problems thought to be product defects are simply caused by weak batteries. To avoid inconvenience, we encourage you to try replacement batteries before you return the product. Please feel free to call our customer service representatives at 1-800-344-5555 with any questions.

This warranty gives you specific legal rights, and you may have other legal rights that vary from state to state.

Copyright 1999  
Sharper Image Corporation  
650 Davis St., San Francisco, CA 94111

PRINTED IN HONG KONG