

FURBISH FUN!

FURBY speaks FURBISH.

The more you play with FURBY, the more English it will speak.

Kah toh-loo oo-nye Me like you!

Wee-tee toh-toh Singing time!

Ay-ay lee-koo Listen!

Dah loo-loo Big joke!

Noo-noo dah doo-ay Talk big fun!

Ee-tay Yes!

Boo No!

Dah-kah oo-nye Thank you!

Kah ay-ay oo-nye Me see you!

Kah oo-tye nah-bah Me upside down!

Ee-day Ah-tah Good food!

Dah ay-loh oo-tye Good morning!

Ah-may koh-koh Pet more!

Kah may-may oo-nye Me love you!

Noo-loo Happy!


Dah noh-lah Party time!

Nee-tye Tickle!

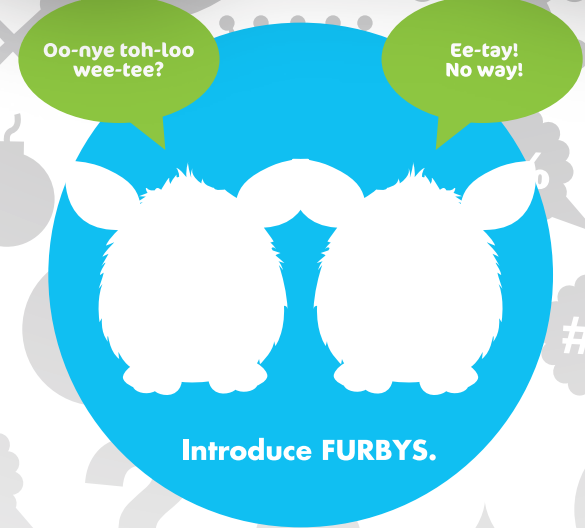
Kah way-loh Me sleepy!

Check out the complete **FURBISH dictionary** at www.furby.com or in the **free FURBY app**.

Product and colors may vary.
iPad, iPod touch and iPhone are trademarks of Apple Inc., registered in the U.S. and other countries.
App Store is a service mark of Apple Inc.
© and/or TM & © 2012 Hasbro, Pawtucket, RI 02861-1059 USA.
All Rights Reserved. TM & © denote U.S. Trademarks.
Hasbro Europe, 2 Roundwood Ave, Stockley Park, Uxbridge, Middlesex, UB11 1AZ, UK.
U.S. Patent Nos. 6544098, 6537128, 6514117, 6497607, 6149490, 6959166, 6773344, 6356867, 6160986,
6319010 & Pat. Pend., BR CN & EC Reg. Des. Apps. PN: 729622001



Get the **free** FURBY app!
Available on the **App Store**
Works with iPad®, iPod touch® & iPhone® - iOS 4.2 or later required.
FURBY is fun on its own. For even more fun, get the app.



How you treat FURBY will shape FURBY'S personality.

There is something you should know about FURBY. Never treat your FURBY the wrong way. FURBYS can be unpredictable. Are you ready to handle a FURBY?

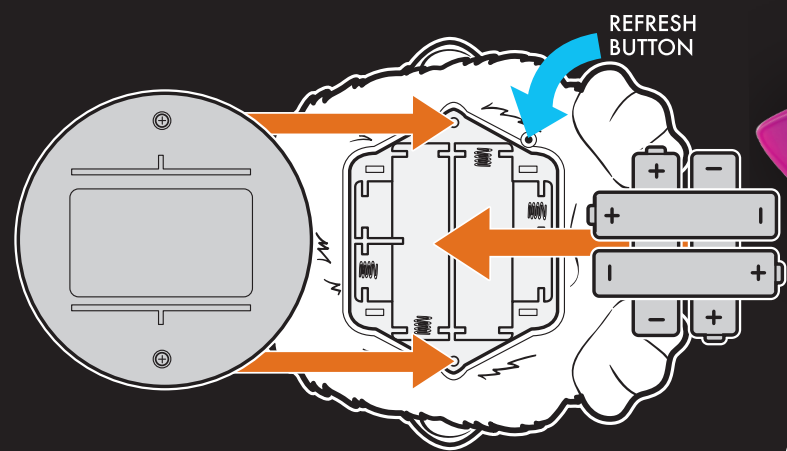


x4
1.5V AA
ALKALINE
BATTERIES
REQUIRED
NOT INCLUDED

Furby
a mind of its own™

TO INSERT BATTERIES:

Using a Phillips/cross head screwdriver (not included), loosen screws in battery compartment cover (screws remain attached to cover). Remove cover. Insert 4 x 1.5V AA alkaline batteries. Replace cover and tighten screws.



IMPORTANT: BATTERY INFORMATION

- CAUTION:**
- TO AVOID BATTERY LEAKAGE**
 - Always follow the instructions carefully. Use only batteries specified and be sure to insert them correctly by matching the + and - polarity markings.
 - Do not mix old batteries and new batteries or standard (carbon-zinc) with alkaline batteries.
 - Remove exhausted or dead batteries from the product.
 - Remove batteries if product is not to be played with for a long time.
 - Do not short-circuit the supply terminals.
 - RECHARGEABLE BATTERIES:** Do not mix these with any other types of batteries. Always remove from the product before recharging. Recharge batteries under adult supervision. **DO NOT RECHARGE OTHER TYPES OF BATTERIES.**
 - Should this product cause, or be affected by, local electrical interference, move it away from other electrical equipment. Reset (switching off and back on again or removing and re-inserting batteries) if necessary.

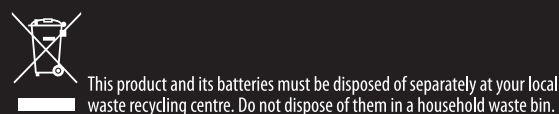
FCC STATEMENT

This device complies with Part 15 of the FCC Rules. Operation is subject to the following two conditions: (1) This device may not cause harmful interference, and (2) this device must accept any interference received, including interference that may cause undesired operation.

NOTE: This equipment has been tested and found to comply with the limits for a Class B digital device, pursuant to Part 15 of the FCC Rules. These limits are designed to provide reasonable protection against harmful interference in a residential installation. This equipment generates, uses and can radiate radio frequency energy, and, if not installed and used in accordance with the instructions, may cause harmful interference to radio communications. However, there is no guarantee that interference will not occur in a particular installation. If this equipment does cause harmful interference to radio or television reception, which can be determined by turning the equipment off and on, the user is encouraged to try to correct the interference by one or more of the following measures:

- Reorient or relocate the receiving antenna.
- Increase the separation between the equipment and receiver.
- Consult the dealer or an experienced radio/TV technician for help.

CAUTION: Changes or modifications to this unit not expressly approved by the party responsible for compliance could void the user's authority to operate the equipment.



FURBY HELPFUL HINTS:

WHAT'S WRONG?	WHY?	WHAT SHOULD I DO?
Your FURBY is just standing there! Why isn't it talking or moving?	Your FURBY may need new batteries.	Power up your pal with some fresh batteries. (Don't worry, your FURBY's personality will not get "erased" when you put in new batteries.)
FURBY is acting weird!	Your FURBY may need new batteries.	Power up your pal with some fresh batteries. (Don't worry, your FURBY's personality will not get "erased" when you put in new batteries.)
Your FURBY is ignoring other FURBYs. Why the attitude?	<ul style="list-style-type: none"> Your FURBY can't see the other FURBYs. Your FURBY is too far away from its friends. 	<ul style="list-style-type: none"> FURBYs like to see each other when they're together, so make sure they're face-to-face. Team huddle! FURBYs have their own idea about personal space: bring them closer together.
The music is playing - why isn't your FURBY doing anything?	Your FURBY can't hear the music.	Crank those tunes!

NOTE: If these solutions do not resolve the issue, please contact Hasbro Customer Service at **1-800-327-8264**. In the U.K. please call **00800 22 42 72 76**.

FURBY APP HELPFUL HINTS:

Works with iPad®, iPod touch® & iPhone® - iOS 4.2 or later required.

WHAT'S WRONG?	WHY?	WHAT SHOULD I DO?
Your FURBY isn't responding to the FURBY app.	Your FURBY can't hear it.	Turn up the volume on your iPad®, iPod touch® or iPhone®.
The FURBY app on your iPad®, iPod touch® or iPhone® isn't reacting to your FURBY.	The device is too far away from your FURBY.	Move your FURBY closer to the device.

NOTE: Hasbro is not responsible for any content distributed through the App Store, except for Hasbro-generated content. Please refer to Apple Inc.'s terms and conditions for further information. **Questions: Call 1-800-327-8264. In the U.K. please call 00800 22 42 72 76.**



FRIENDLY TIPS:

When you're talking to your **FURBY**, make sure you look directly at it. That's true for distance, too --- the closer you are to your **FURBY**, the easier it is for your **FURBY** to know what you're saying.

Your FURBY doesn't like background noise. If you lower the noise level, your **FURBY** can hear every awesome word you're saying.

If you talk too fast I don't know what you're saying. Huh? Your **FURBY** wants to hear what you have to say, so **talk slowly and clearly.**

Water and FURBYs don't mix, so keep your **FURBY** away from bathtubs, pools, oceans and all wet, watery places.

Did your **FURBY** get some taco sauce on its fur? **Just wipe it with a clean, damp cloth.** Even better, your **FURBY** is kinda fussy about its fur, so keep it away from food and drinks. But your **FURBY** really needs to eat, so make sure you feed it the way **FURBYs like to be fed -- from the FURBY app.**